

RS-20

RS-30

RS-30

PL(Z) 23-30

AG

AG

R-3

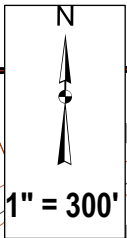
R-5

AG

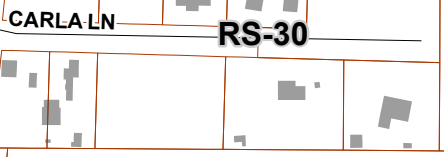
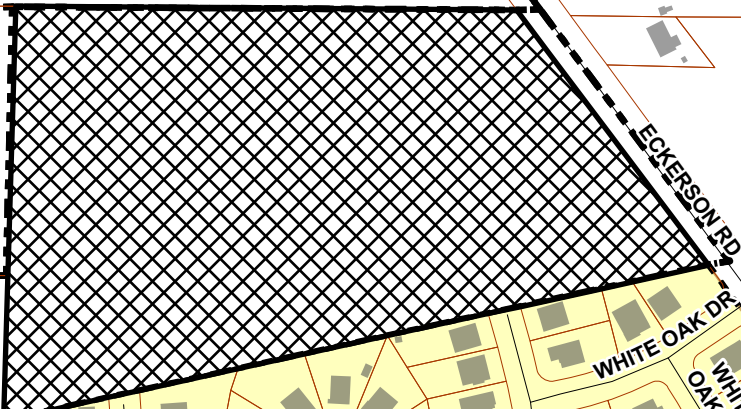
RS-30

AG

**Original Zoning Request
from County AG to City RM-8
12.04 Acres**



1" = 300'



PRIVATE DR

ECKERSON RD

WHITE OAK DR

WHITE OAK CT

PINE BRANCH DR

LAUREL CREEK CT

LAUREL CREEK DR

LANDERWOOD DR

BUTTERFIELD DR

ORCHA